



**BOYS & GIRLS CLUBS**  
OF THE VALLEY

**MEETING THE MOMENT**

# Cullen Maxey

Executive Vice President,  
Business Operations & CRO  
**Arizona Diamondbacks**

Chairman, Board of Directors  
**Boys & Girls Clubs of the Valley**





**04.17.20**  
STATE OF THE CLUBS  
BREAKFAST PROGRAM

**GREATER  
TOGETHER**
















# Welcome to Boys & Girls Clubs of the Valley





**AZ OnTrack**  
Summer Camp





# **AZ OnTrack** Summer Camp



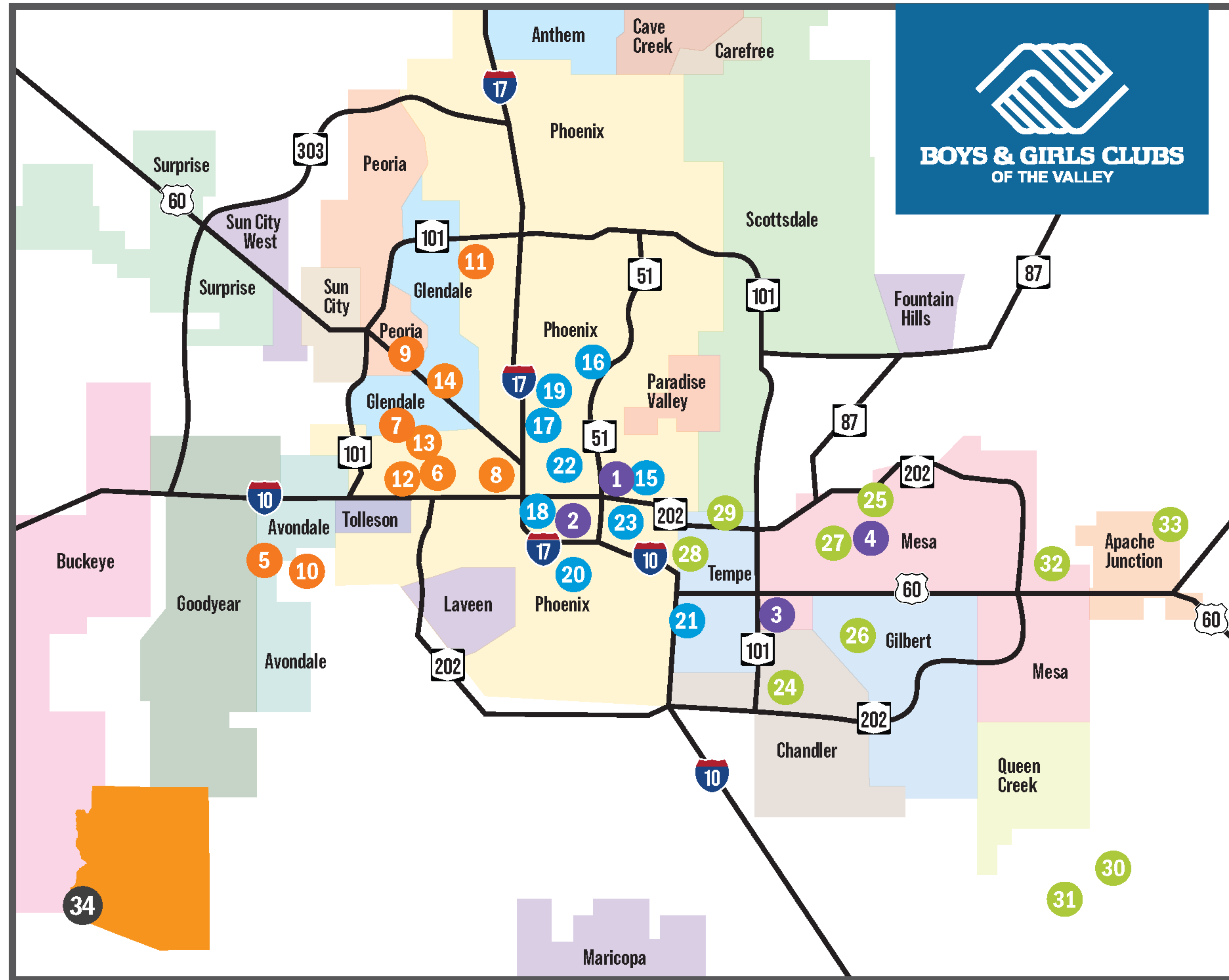
Mesa  
Gilbert  
Peoria  
San Tan Valley  
Tempe  
Phoenix



Chandler  
Avondale  
Apache Junction  
Glendale  
Guadalupe  
Yuma



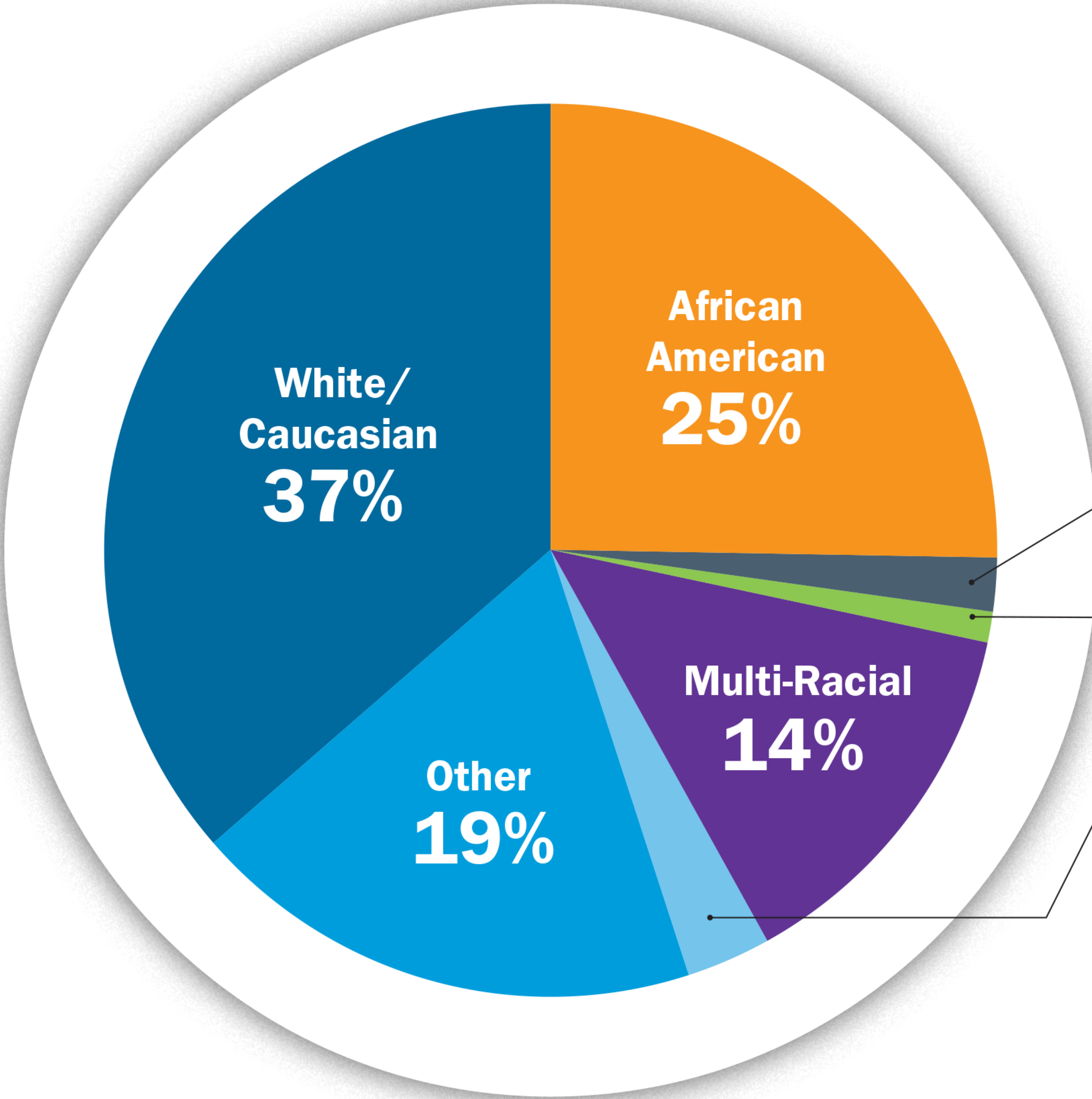
# VALLEY LOCATIONS







Ethnicity:



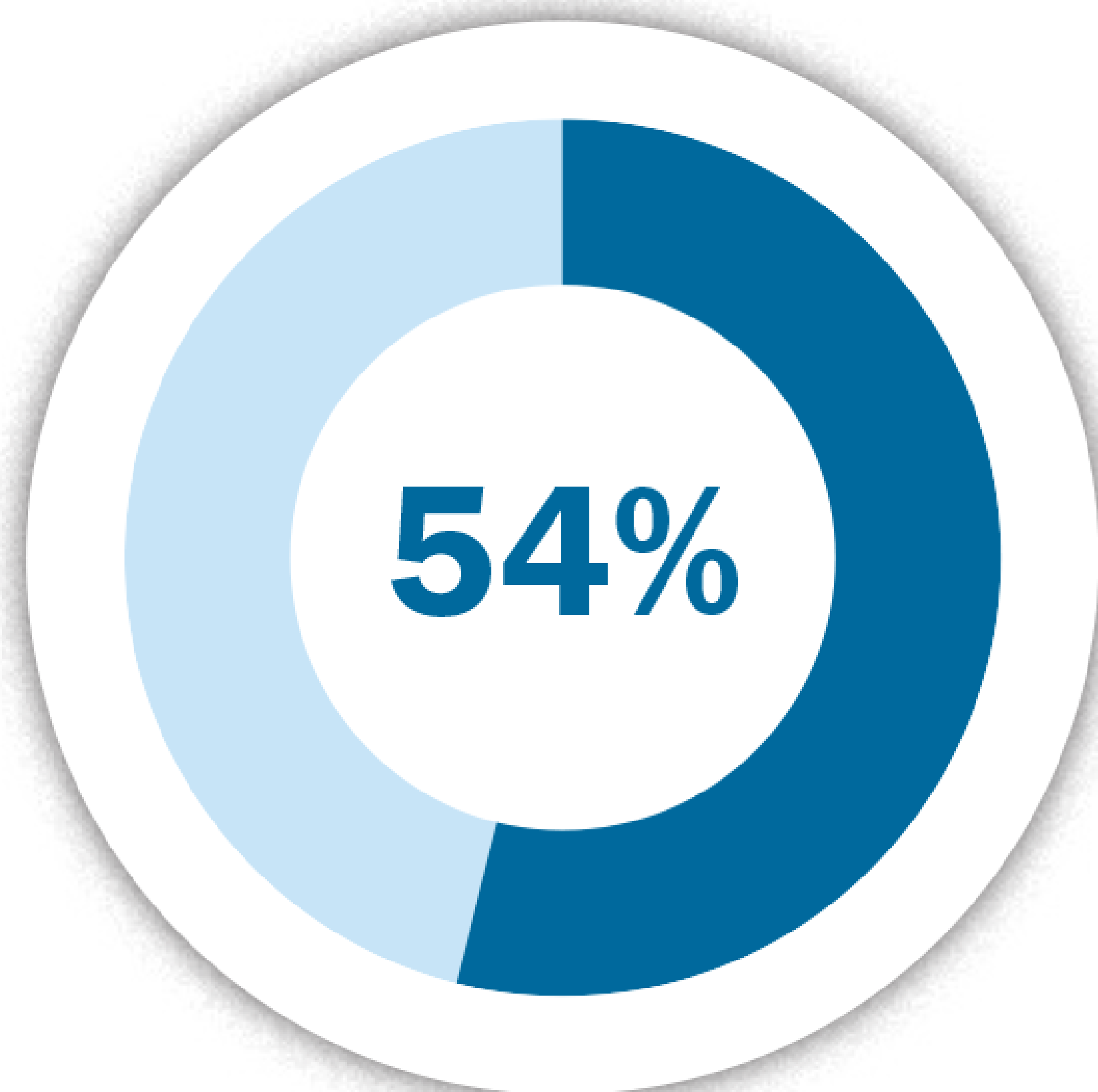
Race:

- Asian 2%
- Pacific Islander/Hawaiian ~1%
- Native American 3%

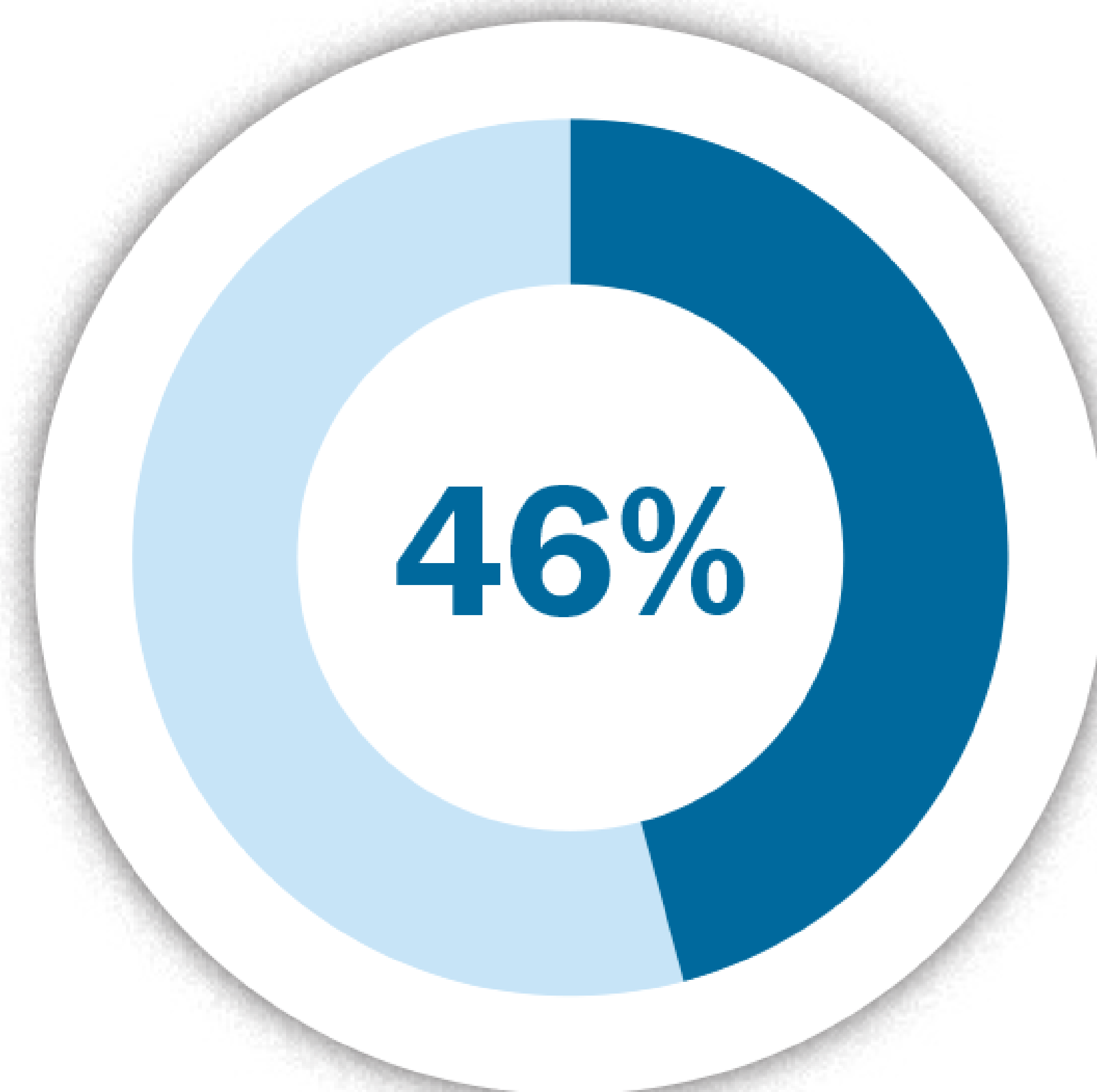




# Income Levels:




Qualify for  
Free/Reduced Lunch



Live Below the  
Federal Poverty Level




# Household Formation:




Single Head of Household

**56%**




Two Parent Household

**34%**



Other/Unknown

**3.7%**



Homeless or Insecure Housing

**14%**





**ASU** **W.P. Carey**  
School of Business  
**Arizona State University**  
**Seidman Research Institute**



**THE**  
**STEELE**  
**FOUNDATION**  
**GROWING STRONGER FAMILIES**



# Healthy Lifestyles

91%

Parents agree or strongly agree that the provision of meals is important to their family





# Annual Food Totals: July 2021 - June 2022

Meals

462,833

Snacks

400,093

TOTAL  
862,926

Every day Club kids enjoy healthy meals and nutritious snacks as part of our program. **Special thanks to St. Mary's Food Bank who provided 5,733 weekend backpacks for families to enjoy.**





# **Total Estimated Saving from Reduction in Club Members' Food Insecurity**

**\$8,969,865**



# Challenges For Valley Youth





## PRIORITY OUTCOMES



### Academic Success

Members engage in daily academic enrichment activity with supportive adults facilitating homework help and education programs that complement and reinforce what youth learn during the school day. Rooted in social-emotional development practices, members develop key skills such as: curiosity, communication, collaboration and critical thinking.



### Good Character & Leadership

Members have access to caring and supportive adults who help foster resilience to challenges, stress, and bullying while also learning to treat each other with respect. Members demonstrate leadership and service to others in the Club and in the community, and understand their rights and responsibilities as community members.



### Healthy Lifestyles

Members engage in daily physical activity, make healthy nutrition choices, employ good resistance and decision-making skills, and refrain from participating in risky behaviors.



### Career Pathways & Workforce Readiness

Members engage in career pathway and workforce readiness learning and internship opportunities to explore a variety of careers in order to develop their own personalized plan for success.

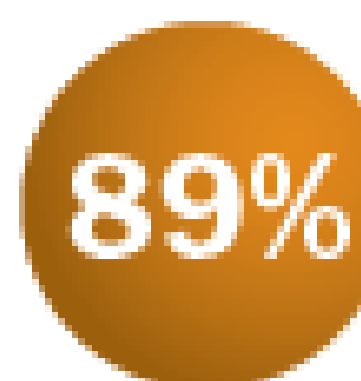


# The Solution For Valley Youth

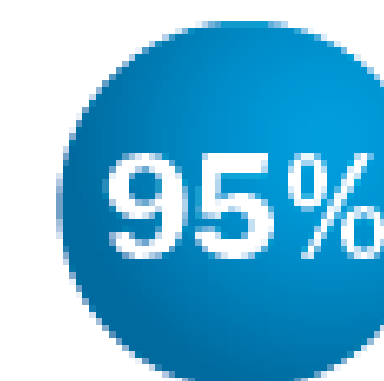




# Academic Success



Average high school graduation rate in BGCAZ school districts



Estimated percentage of high school graduates in BGCAZ

**THIS BGCAZ GRADUATION RATE IS 6.46 PERCENTAGE POINTS HIGHER than the average School District graduation rate in the 12 districts BGCAZ serves, which will positively affect Club members future earnings.**





# Academic Success



Minimum Total Increase  
in Club Member  
Median Incomes

**\$257,374**



Estimated Increase in  
Club Member 40-year  
Work-Life Earnings

**\$10,294,960**





## **Purpose**

To close the opportunity and career readiness gap by preparing local teens for success and helping them pursue the career of their dreams.









# AZYouthforce



## **Academy Curriculum**

- 30 Hours of Soft Skills
- Workplace Preparation
- Hard Skills
- Essential Life Skills
- Employability Skills
- Social-Emotional Skills





# EMPLOYER PARTNERS

## Sector Focus on Leading Industries

- Healthcare
- Financial Services
- Technology/IT
- Retail
- Construction
- Entrepreneurship – Learn to Earn











# **YOUTH***FORCE*

2021

**Internships  
Completed**

**103**

**Wages  
Earned**

**\$219,412**

**Contact Hours  
Completed**

**14,909**



# Healthy Lifestyles



Total estimated savings from Club Members' greater physical activity (2021)

**\$13,394,145**

## Sports Programs

- Flag Football
- Jr. Suns Youth Basketball
- Soccer





# Good Character & Leadership























# The Whole Child Approach







# Social Return on Investment

BENEFIT TYPE	MONETARY VALUE (2021)
Higher Graduation Rates and Lifetime Earnings (40 years)	\$10,294,960
Lower Teen Pregnancy & Motherhood Rates (Lifetime)	\$2,966,552 to \$3,893,600
Annual Lower Underage Drinking Savings	\$2,407,468
Lifetime Non-Smoker Savings	\$7,950,608
Lower Marijuana Addict Savings (10 years)	\$3,561,740
Annual Juvenile Crime Savings	\$671,078
Lifetime Food Security Benefit	\$8,969,865
Lifetime Enhanced Physical Activity Benefit	\$13,394,145



# Looking Forward





# Impact for BGCAZ Families

93%

Strongly agree or agree

*“Sending my child to Boys & Girls Club makes it easier for me to keep my job.”*

#

7,954

Estimated number  
of working households

\$

TOTAL ESTIMATED ANNUAL BENEFIT  
OF WORKING PARENTS  
**\$166,624,672**



# BGCAZ Return on Investment

BENEFIT TYPE	MONETARY VALUE (2021)
Higher Graduation Rates and Lifetime Earnings (40 years)	\$10,294,960
Lower Teen Pregnancy & Motherhood Rates (Lifetime)	\$2,966,552 to \$3,893,600
Annual Lower Underage Drinking Savings	\$2,407,468
Lifetime Non-Smoker Savings	\$7,950,608
Lower Marijuana Addict Savings (10 years)	\$3,561,740
Annual Juvenile Crime Savings	\$671,078
Lifetime Food Security Benefit	\$8,969,865
Lifetime Enhanced Physical Activity Benefit	\$13,394,145
Annual Working Parent Benefit	\$166,621,672
Annual Economic Impact of BGCAZ Operations & Capital Expenditure	\$19,032,048
<b>TOTAL VALUE OF BENEFITS</b>	<b>\$236,797,184</b>
<b>TOTAL 2020-2021 COSTS</b>	<b>\$15,183,598</b>
<b>ESTIMATED RETURN ON INVESTMENT</b>	<b>\$1:\$15.60</b>



# BGCAZ Community Impact



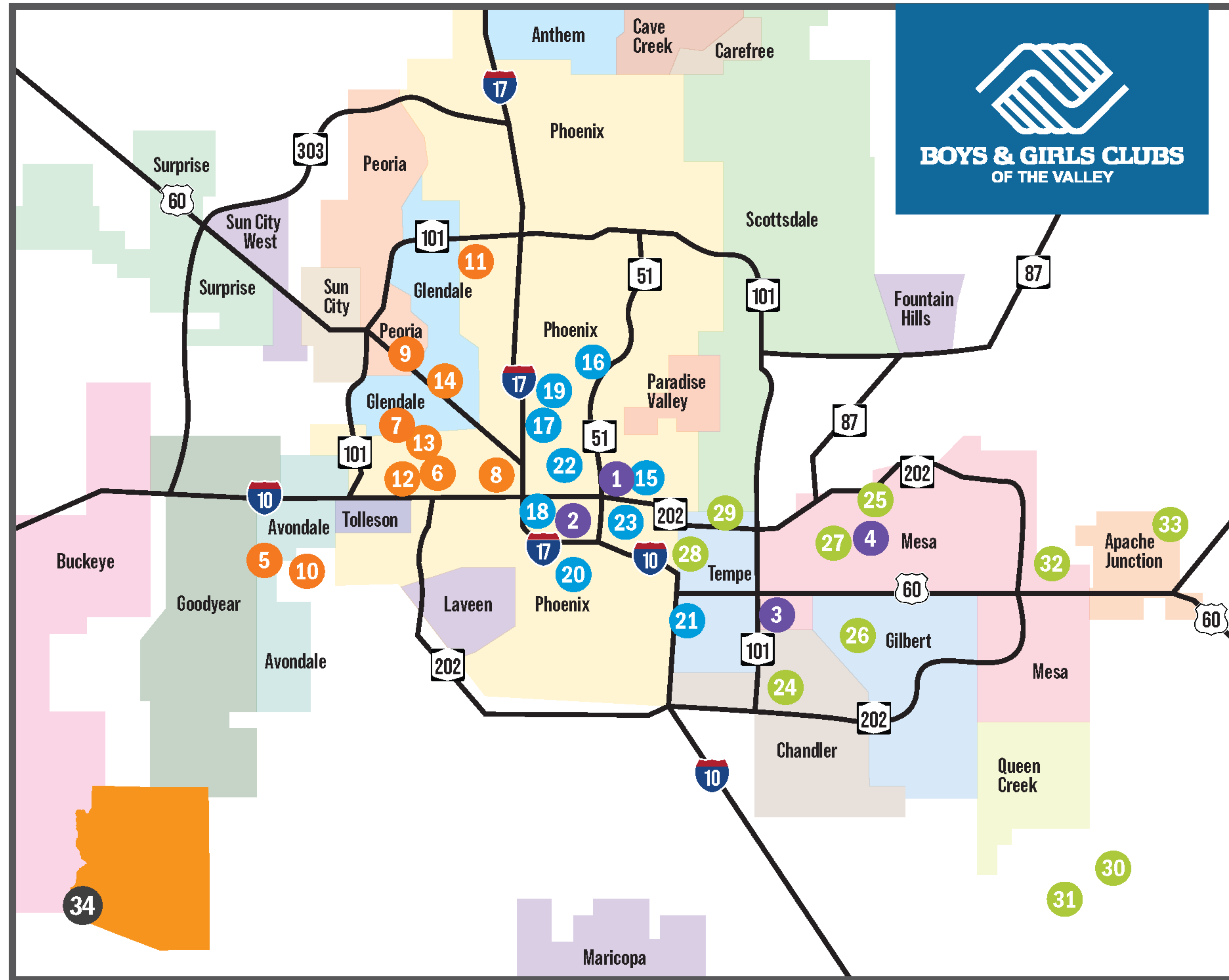
## Hours in the Club – A Lifetime of Impact

Annual and lifetime impacts of the programs delivered in our Clubs and its larger impact on the members, families and the community at large.

<b>TOTAL VALUE OF BENEFITS</b>	<b>\$236,797,184</b>
<b>TOTAL 2020-2021 COSTS</b>	<b>\$15,183,598</b>
<b>ESTIMATED RETURN ON INVESTMENT</b>	<b>\$1:\$15.60</b>



# VALLEY LOCATIONS







# BGCAZ Community Impact

## Hours in the Club – A Lifetime of Impact

Annual and lifetime impacts of the programs delivered in our Clubs and its larger impact on the members, families and the community at large.

<b>TOTAL VALUE OF BENEFITS</b>	<b>\$236,797,184</b>
<b>TOTAL 2020-2021 COSTS</b>	<b>\$15,183,598</b>
<b>ESTIMATED RETURN ON INVESTMENT</b>	<b>\$1:\$15.60</b>



# BGCAZ Community Impact

Scan the QR Code with your smart-phone camera app to learn more about our Economic Impact.

