

- 1) Jerry Colangelo Branch**
1755 N. 34th Ave.
Phoenix, AZ 85009

2) Warner A. Gabel Branch
1330 N. 15th St.
Phoenix, AZ 85006

3) I.G. Homes Branch
1601 W. Sherman St.
Phoenix, AZ 85007

3) Children's Dental Clinic
1601 W. Sherman St.
Phoenix, AZ 85007

4) MLB/AZ D-Backs Branch
548 W. Southern Ave.
Phoenix, AZ 85041

5) Harry & Sandy Rosenzweig Branch
2242 W. Missouri Ave.
Phoenix, AZ 85015

6) Louis & Elizabeth Sands Branch
4730 W. Grovers Ave.
Glendale, AZ 85308

7) Spencer D. & Mary Jane Stewart Branch
6629 W. Clarendon Ave.
Phoenix, AZ 85033
- 8) Woodcrow C. Scoutten/Tolleson Branch**
9251 W. Washington St.
Tolleson, AZ 85353

9) Jerry & Helen Wisotsky/Peoria Branch
11820 N. 81st Ave.
Peoria, AZ 85345

10) Ed Robson Family Branch
15815 N. 29th St.
Phoenix, AZ 85032

11) Swift Kids Branch
6420 W. Maryland Ave.
Glendale, AZ 85301

12) Tri-City West/Thornwood Branch
301 E. Western Ave.
Avondale, AZ 85323

13) Bob & Renee Parsons Branch
4309 E. Belleview St.
Phoenix, AZ 85008

14) Program Services Center
4309 E. Belleview St., Bldg. 14
Phoenix, AZ 85008
(602) 954-8182

GREAT FUTURES START HERE
FORMULA FOR
IMPACT

YOUNG PEOPLE WHO NEED US MOST + OUTCOME-DRIVEN CLUB EXPERIENCE = PRIORITY OUTCOMES



KEY ELEMENTS

- FOR POSITIVE YOUTH DEVELOPMENT**
- SAFE, POSITIVE ENVIRONMENT
 - FUN
 - SUPPORTIVE RELATIONSHIPS
 - OPPORTUNITIES AND EXPECTATIONS
 - RECOGNITION

HIGH YIELD ACTIVITIES

TARGETED PROGRAMS

REGULAR ATTENDANCE



ACADEMIC SUCCESS
Graduate from high school ready for college, trade school, military or employment



BE GREAT, DO GOOD
Be a positively engaged, involved member of the community and model strong character



HEALTHY CHOICES
Adopt a healthy diet, practice healthy lifestyle choices and make a lifelong commitment to fitness



FUN WITH A PURPOSE
Have fun in a positive environment while learning new skills, gaining confidence and being part of a team

53%

of our members live at or below the federal poverty level (\$24,300 for a family of four).

59%

of our members live in households headed by a single parent or guardian.

86%

of the youth we serve represent minority groups.



BOYS & GIRLS CLUBS
OF METRO PHOENIX

MISSION: THE BOYS & GIRLS CLUBS OF METRO PHOENIX

enables all young people, especially those who need us most, to reach their full potential as productive, caring and responsible citizens.



BOYS & GIRLS CLUBS
OF METRO PHOENIX

**Economic
Impact Report**



Our Impact

The Seidman Research Institute, W.P. Carey School of Business at ASU conducted an Economic Impact Study to assess the impact of the Boys & Girls Clubs of Metro Phoenix in our local community. To do this, the study monetized the following benefits for Club members, their parents/caregivers, and the wider Maricopa community as a whole:

- Improved rates of high school graduation and the lifetime earnings of Club members.
- A decline in juvenile criminal activity.
- Reduced levels of teenage pregnancy and motherhood.
- Reduced levels of underage drinking and the use of marijuana and tobacco.
- Enhanced opportunity for parents to continue working.
- Impact of BGCMP operations and volunteers.



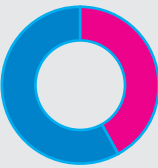
OUR ROI

The 2016 Economic Value of the Boys & Girls Clubs of Metro Phoenix to the Community is \$205 million.

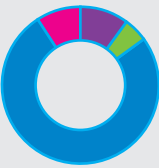
Every \$1 invested in Boys & Girls Clubs of Metro Phoenix generates \$18.22 in positive benefits to the community.

BGCMP • CLUB MEMBERS

Who We Are



55% Male
45% Female



54% - Latino
16% - African American
16% - Other/Multi-Racial
14% - Caucasian

82% qualify for free or reduced lunch.

94% engage in daily physical activity compared to 26% of Arizona youth.

93% are on track to complete high school. **The high school graduation rate in Maricopa County is 85%.**

88% enjoy attending Boys & Girls Clubs.

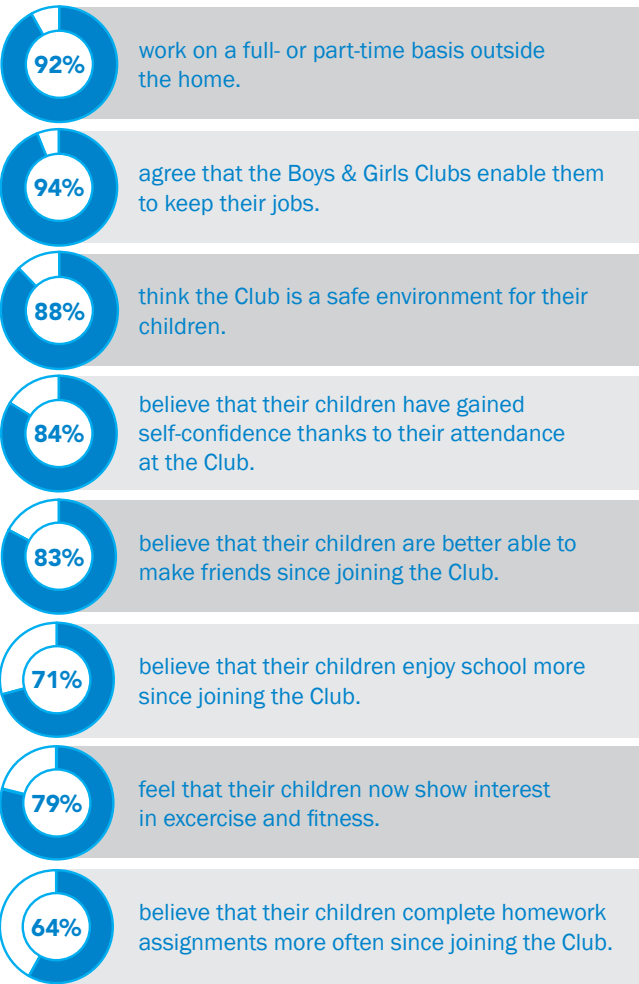
"This Club was the boost I needed to get myself going in the right direction to a better life."
- **Calvin Fort** , 2016 Youth of the Year

The Seidman Research Institute, W. P. Carey School of Business at ASU compared the annual operating and capital expenditure budget of the Boys & Girls Clubs of Metro Phoenix (\$11.1 million) with the positive economic benefits and cost savings that the Clubs generate in several major areas for the community, members and their parents. Survey data obtained from a random sample of 1,600 Club members and 1,000 parents/caregivers from all 13 sites was used in conjunction with membership and fiscal data supplied by the local Program Services Center and secondary state/national return on investment ratios to estimate total impact.



BGCMP • PARENTS

The vast majority of our parents find the cost of childcare to be their greatest challenge.



GIVE IT. GET IT BACK. YOU'LL HELP KIDS IN NEED.

ARIZONA TAX CREDIT
CONTRIBUTIONS TO QUALIFYING CHARITABLE ORGANIZATIONS
(Formerly known as the Working Poor Tax Credit)

Yes! I'd like to make a gift to help the kids at the Boys & Girls Clubs of Metro Phoenix:

Gift Amount

- ☐ **\$400** Individual AZ Tax Credit
- ☐ **\$800** Married Tax Credit
- ☐ **\$1,000**
- ☐ **Other** _____

Name (Business, if applicable)

Address

City/Postal Code

Email

Credit Card Number

☐ MC ☐ VISA ☐ AMEX

Expiration

CVC/CVV Code

Signature

- ☐ I'd like a hard copy receipt sent to me.
(If this box is not checked, acknowledgment will be sent by email.)
- ☐ I'd like my gift charged in 12 equal installments of the 1st of each month.
- ☐ Please contact me, I want to know more!

Volunteer Solicitor or BGCMP Representative, if applicable

www.bgcmp.org/taxcredit

BOYS & GIRLS CLUBS OF METRO PHOENIX
4309 E. BELLEVIEW ST. BLDG 14 • PHOENIX, AZ 85008
(602) 954-8182 • BGCMP.ORG